

The word "Contents" is written in a large, bold, white font with a thick purple outline. It is surrounded by several green starburst shapes of varying sizes, some of which are partially cut off by the edges of the page.

Contents

Welcome	2
1 Let's explore and learn	4
2 Our amazing families	12
Review Units 1 and 2	20
3 Our special animals	22
4 Look at me	30
Review Units 3 and 4	38
5 Let's imagine and play	40
6 Let's eat together	48
Review Units 5 and 6	56
Goodbye	58
Numbers	60
Cut-outs	65

Welcome to Rise and Shine School

1 Match. Then point and say.

1 2 3 4 5

1 2 3 4 5


2  Colour and say.



3 Circle and say.




4   Listen and colour. Then say.



I can shine! 

5  Draw and say.




Lesson 1

Let's review!

PB p6

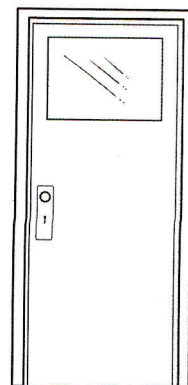
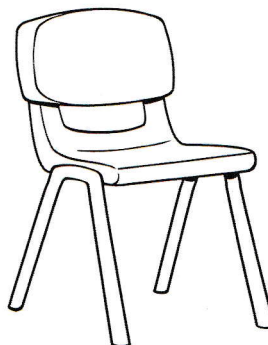
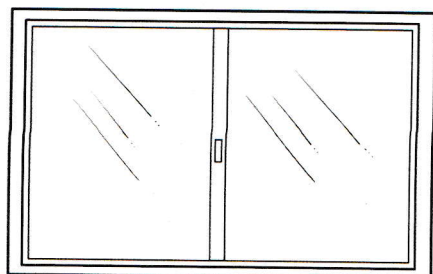
Colour and say.



1 Stick and match.



Tell me!




Lesson 2

We know books

1 Listen and circle.



2 Listen and draw.



I can shine!

3 Draw. Then say.






1

PB p12-13



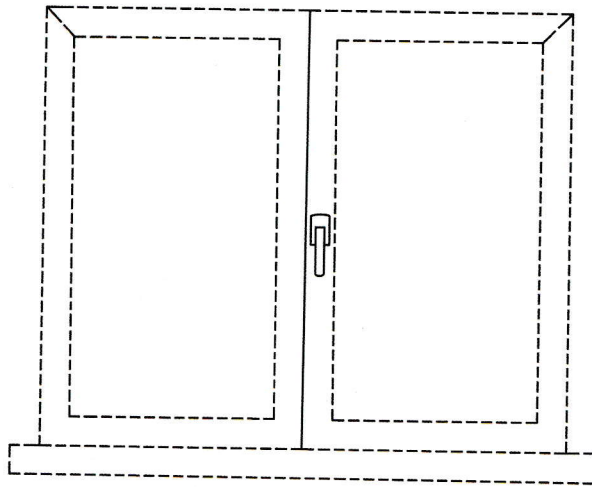
Trace and say.



2




Trace and colour. Then say.



Let's imagine!





I can shine!





3




Choose and draw.



1  1.12  Listen and colour.





2  Match and colour.





1  1.16 Listen and circle.

1




2




My sounds

2  1.17 Listen and say. Then colour.





I can shine!

3  Say and draw.



1 Circle and say.



I can shine! ✨ ✨ ✨

Think and share!

2 Find and tick (✓).

